

Technical Data BA37I

Performances

		A10W35*	A7W35*	A2W35*	A-7W35**	A-15W35***
Heating Capacity	kW	12,5	11,5	8,8	8,7	8,2
Cooling Capacity	kW	10,4	9,3	6,8	6,0	5,2
Power In	kW	2,4	2,4	2,4	3,2	3,6
COP	-	5,17	4,71	3,71	2,70	2,30
Operating Current	A	6,8	6,8	6,7	8,1	8,7

Compressor

Type	BLDC Inverter	
Speed	20-100	rps
Charge POE oil	1,3	l
LRC***	-	A
Max. Op. Current	22	A

Evaporator

Type	Coil	
Material	Al/Cu	
Heat Transfer Area	42	m ²
Fin Spacing	2	mm
Max Overpressure	4,2	Mpa
Air Flow	max.6000	m ³ /h
Fan Motor	max. 0,2	kW
Fan Diameter	630	mm
Speed	max.690	1/min
Sound Power Level	65	dB"A"
Defrost	reversal	

Condenser

Type	PHE	
Material	AISI316	
Water Flow	0,55	kg/s
Minimum flow	0,30	kg/s
Temp. Difference	5	K
Water volume	10,9	l
Max. Water Overp.	250	kPa
Max. Ref. Overp.	4,2	MPa
Pump Ext. Head	6,0	m
Pump Motor	130	W

Refrigerant Circuit

Refrigerant	R410a	
Charge	3,0	kg

EN14825	55°C	Pd[kW]	SCOP
Average		10	3,52
Warmer		11	4,50
Colder		15	2,88

Aux. Heater

Heating Capacity	7.5(+7.5)	kW
------------------	-----------	----

Controls

Controller	pCO5	
EEV	Yes	
Water Probe	Yes	
SHW Probe	Yes	
Outdoor Probe	Yes	
Dynamic Set Point	Yes	
Refrigerant Probe	2xPT	

Power Supply

Voltage	3x400	V
Frequency	50	Hz
Max. Current C (H)	20(25)	A

Connections and Dimensions

Hot Water	1	"OD
He x Wi x De	165x130x53	cm
Weight	165	kg

Limits

Water Overpressure	0,25	MPa
Ref. Overpressure	4,2	MPa
Air Min/Max	-15/+30	°C
Water Min/Max	20/60	°C

*A2W35, acc. to EN14511, condenser dT=5K

"A2" Air Inlet +2°C

"W35" Water Outlet 35°C

Defrost energy considered.

Performance Tolerance ±5%

* at 60rps

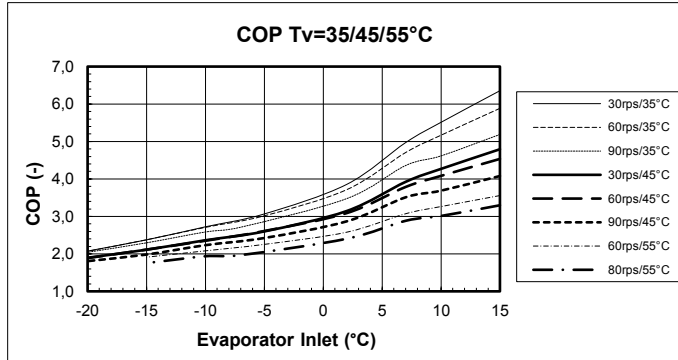
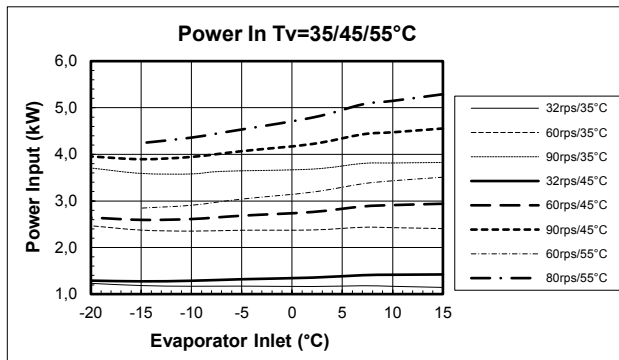
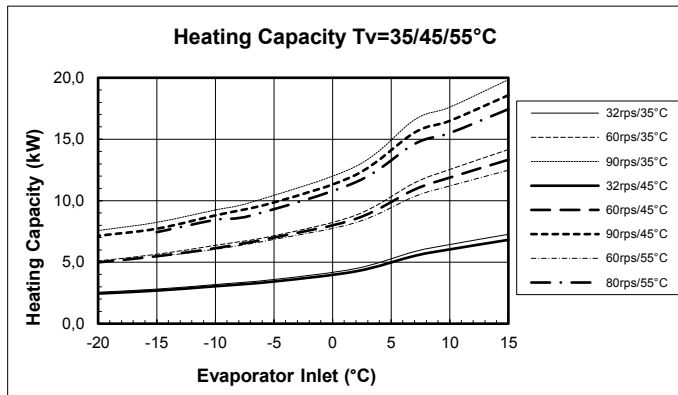
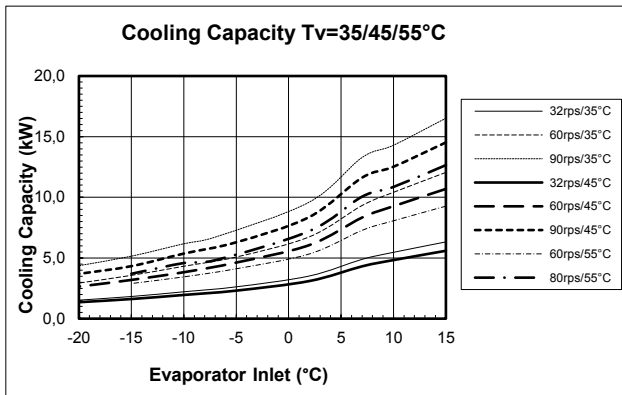
*** at 90rps

** at 80rps

EN14825	35°C	Pd[kW]	SCOP
Average		11	4,51
Warmer		12	6,30
Colder		16	3,44

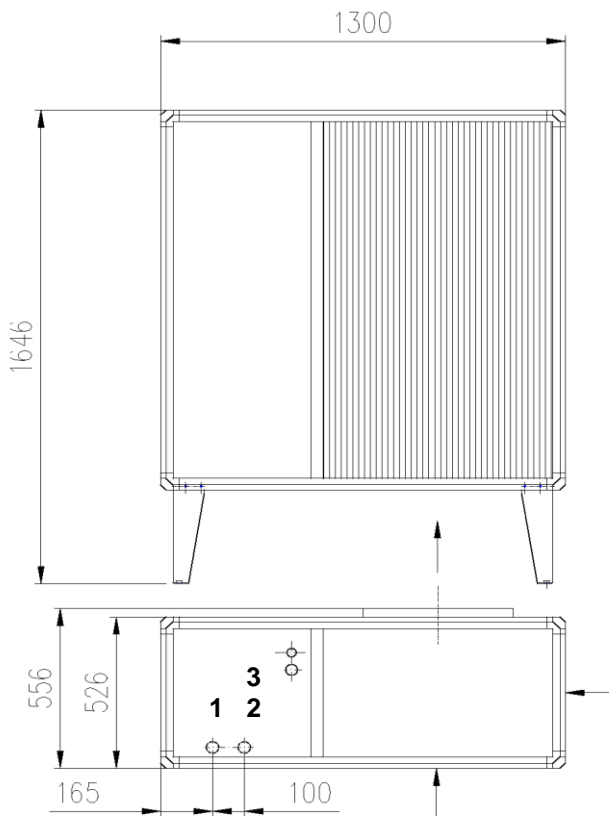
Technical Data BA37I

Performance *



* Performance Tolerance $\pm 10\%$, defrost energy included

Dimensions, Connections



1. Water Outlet 1" OD
2. Water Inlet 1" OD
3. Electrical Bushings
1xPG21
1xPG29

