

## Technical Data BA26I

### Performances

		A10W35	A7W35*	A2W35*	A-7W35**	A-15W35**
Heating Capacity	kW	9.46	8.10	5.82	5.49	5.09
Cooling Capacity	kW	7.90	6.50	4.25	3.64	3.12
Power In	kW	1.66	1.70	1.67	1.95	2.07
COP	-	5.69	4.76	3.50	2.82	2.46
Operating Current	A	8.1	8.3	8.1	9.3	9.8

### Compressor

Type	BLDC Inverter	
Speed	30-90	1/s
Charge POE oil	0.75	l
LRC	-	A
Max. Op. Current	12	A

### Evaporator

Type	Coil	
Material	Al/Cu	
Heat Transfer Area	21	m <sup>2</sup>
Fin Spacing	2	mm
Max Overpressure	4.2	Mpa
Air Flow	max. 3500	m <sup>3</sup> /h
Fan Motor	max. 0,13	kW
Fan Diameter	450	mm
Speed	max.900	1/min
Sound Power Level	65	dB"A"
Defrost	reversal	

### Condenser

Type	PHE	
Material	AISI316	
Water Flow	0.39	kg/s
Minimum flow	0.24	kg/s
Temp. Difference	5	K
Water volume	10.9	l
Max. Water Overp.	250	kPa
Max. Ref. Overp.	4.2	MPa
Pump Ext. Head	3.5	m
Pump Motor	max.100	W

### Refrigerant Circuit

Refrigerant	R410a	
Charge	2.0	kg

### Aux. Heater

Heating Capacity	4.5(+4.5)	kW
------------------	-----------	----

### Controls

Controller	pCO5
EEV	Yes
Water Probe	Yes
SHW Probe	Yes
Outdoor Probe	Yes
Dynamic Set Point	Yes
Refrigerant Probe	2xPT

### Power Supply

Voltage	1x230 or 3x400	V
Frequency	50	Hz
Max. Current C (H)	20/(16)/(16)	A

### Connections and Dimensions

Hot Water	1	"OD
He x Wi x De	104x130x53	cm
Weight	120	kg

### Limits

Water Overpressure	0.25	MPa
Ref. Overpressure	4.2	MPa
Air Min/Max	-15/+30	°C
Water Min/Max	20/60	°C

\*A2W35, acc. to EN14511, condenser dT=5K

"A2" Air Inlet +2°C

"W35" Water Outlet 35°C

Defrost energy considered.

Performance Tolerance EN14511

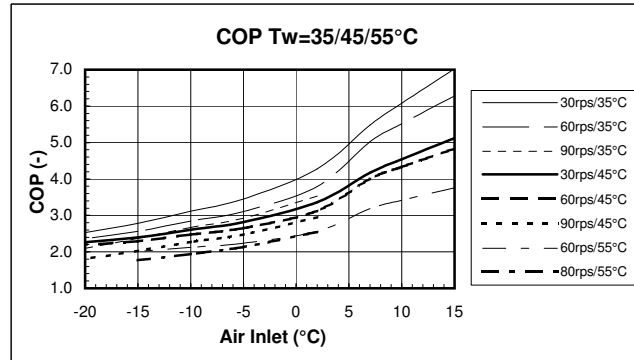
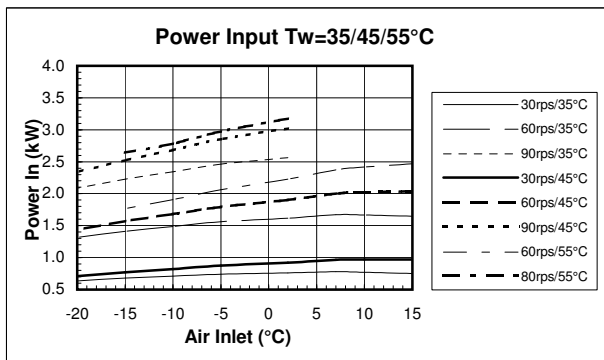
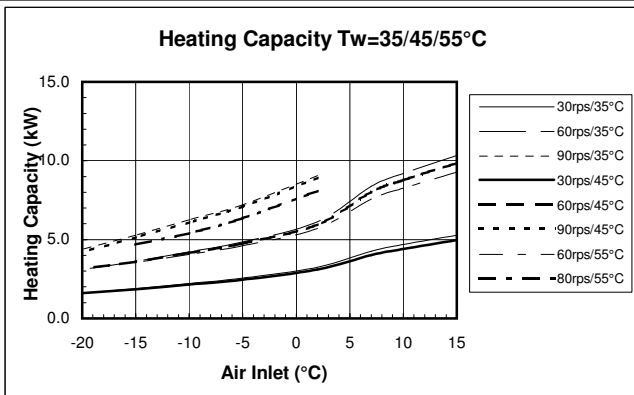
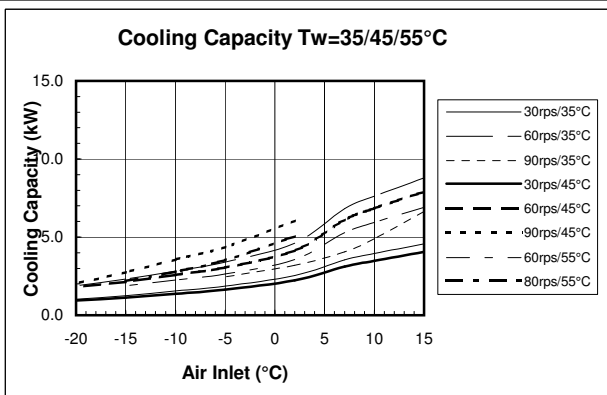
\* at 60rps

\*\* at 80rps

\*\*\* at 90rps

## Technical Data BA261

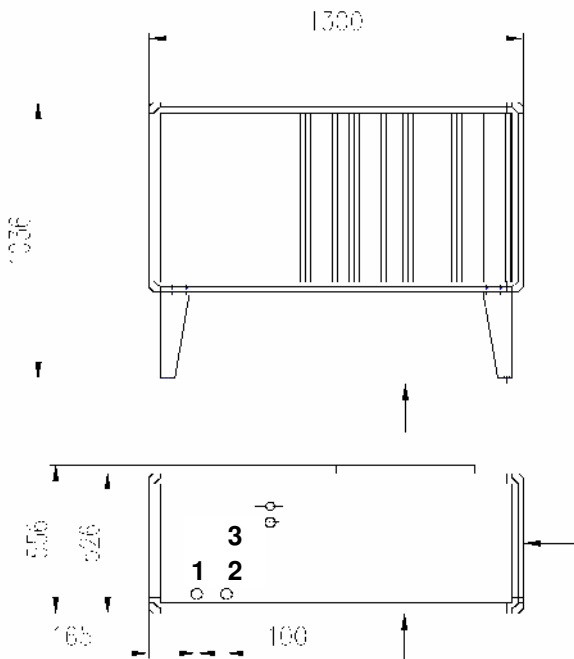
### Performance \*



\* Performance Tolerance  $\pm 10\%$ , defrost energy included

### Dimensions, Connections

1. Water Outlet 1" OD
2. Water Inlet 1" OD
3. Electrical Bushings  
1xPG21  
1xPG29



### Unit Pressure Drop

